



Helping your Child to Learn



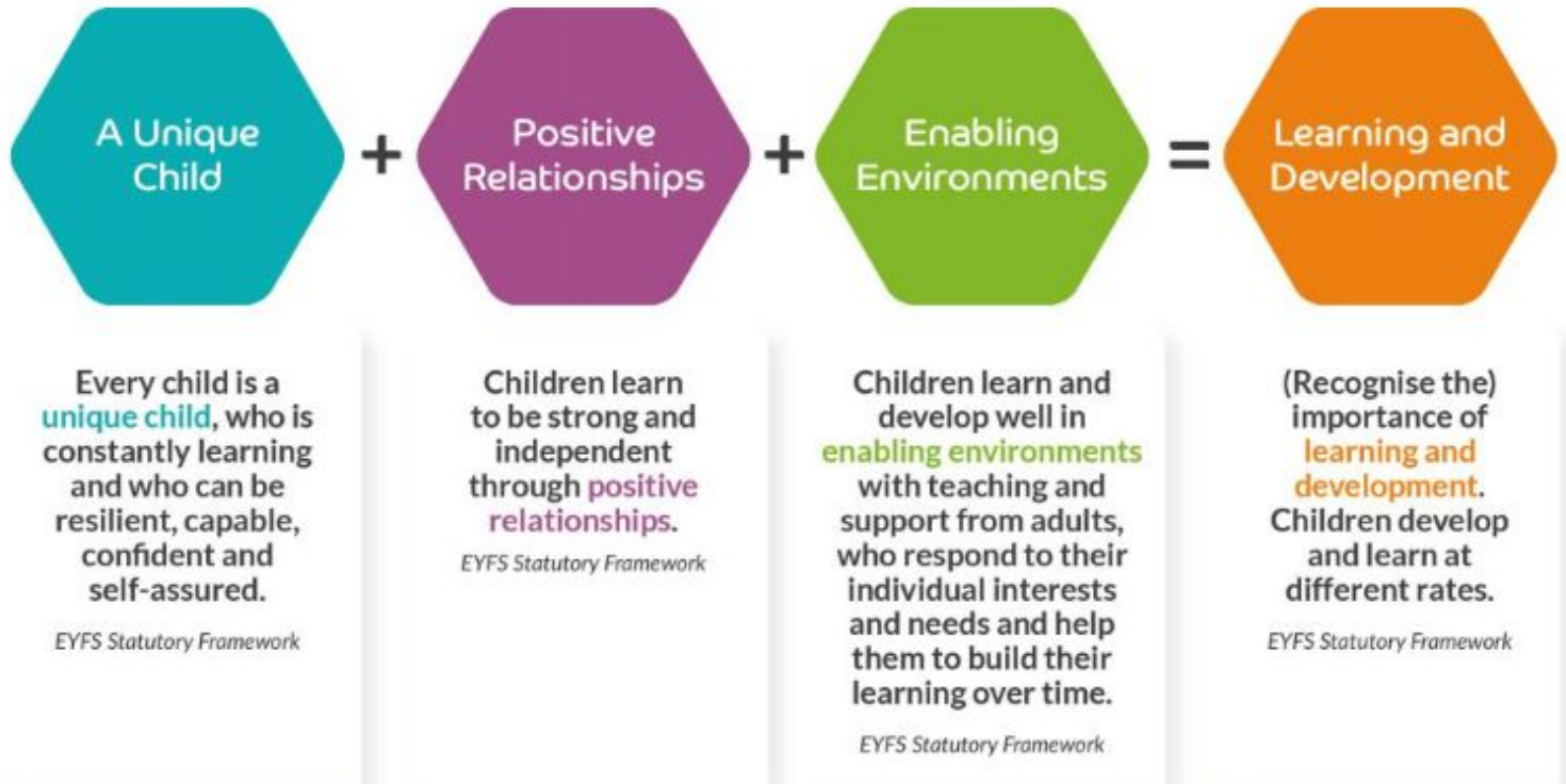
Aims

- To help you to understand the curriculum that your child is covering in Reception.
- To understand how we teach in order to cover the requirements of the curriculum.
- To give you some practical tips which you can help you to support your child at home and in school.

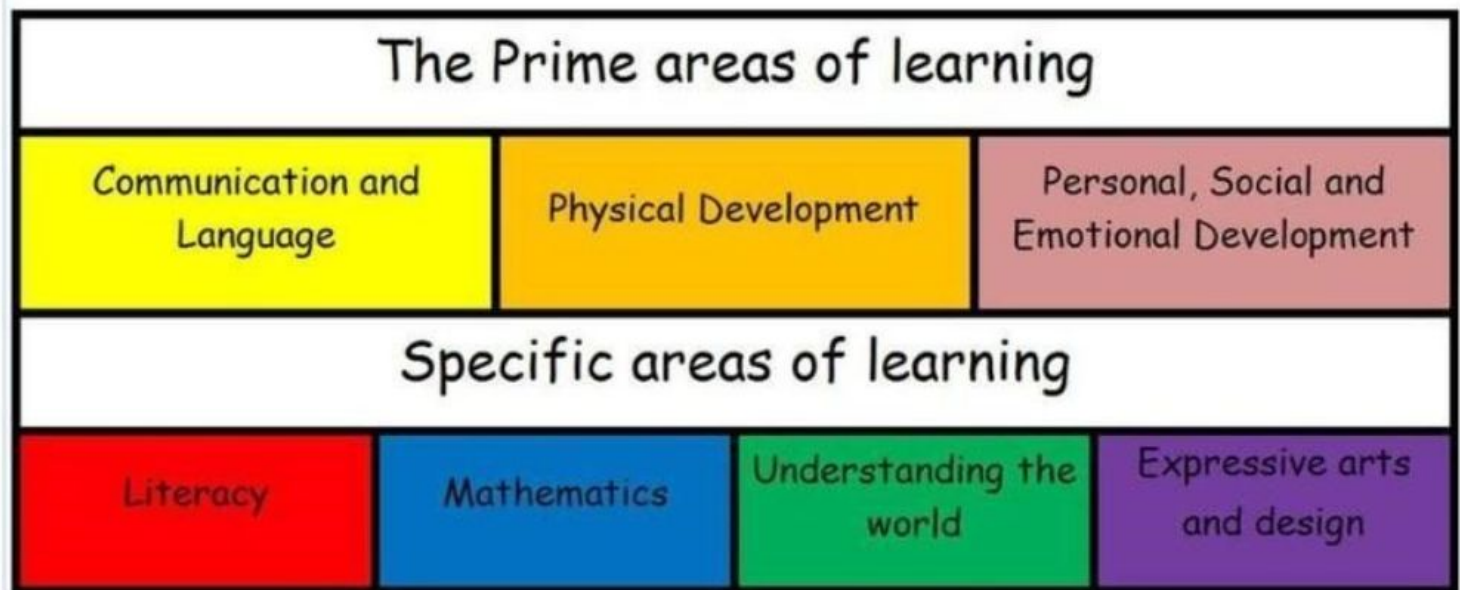
What is the Early Years Foundation Stage?

- The Early Years Foundation Stage (E.Y.F.S.) is a statutory framework for the education of children from **birth** to the **end of the Reception year**.
- It is based on the recognition that children learn best through **play and active learning**.

Themes of EYFS




Within the theme of Learning and Development there are seven areas. All areas are connected to one another and are **equally important**.



Personal, Social and Emotional Development

The children will be learning to:

- become self-confident;
- take an interest in new things;
- know what their own needs are;
- dress and undress independently;
- become more independent;
- tell the difference between right and wrong;
- be able to regulate their emotions.




How can you help?

- You can help by encouraging your child to be more independent e.g. washing their hands, putting on and fastening their own coats, dressing & undressing, toileting independently
- Playing games which encourage sharing and turn taking will help your child to build their social skills
- Letting children join in with everyday activities - washing up, cooking, shopping, helping in the garden
- Discuss their feelings and emotions e.g I know you're feeling frustrated right now...

Physical Development

The children will be learning to:

- move confidently in a range of different ways such as hopping, running and skipping
- control their body, showing balance and coordination when playing
- handle one handed equipment such as paintbrushes and scissors safely
- hold and use a pencil correctly and effectively for writing



How can you help?

- Give children time to run, jump, climb and play outdoors
- Encourage children in activities such as building, drawing, threading beads, or filling and emptying containers in the water – all of which develop manipulative skills.
- Play dough - children love it and it is great for strengthening muscles in their arms and hands
- Allow time for children to develop their hand-eye coordination through cutting, drawing, building with blocks etc.

Communication and Language

The children will be learning to:

- speak confidently and clearly in full sentences
- understand different elements of language
(understanding questions, prepositions and following instructions)
- develop their spoken language
- build listening and attention skills
- enjoy listening to stories, songs and poems
- ask and answer questions







How can you help?

- Reading books (stories, information books, newspapers, magazines, comics etc)
- Encouraging your child to join in and talk about books.
- Singing songs and nursery rhymes.
- Taking time to listen to them talking about things they've done and answering their questions - encourage them to listen to you!

Mathematics

The children will be learning to:

- count reliably
- subitise - recognise quantities without counting
- develop an understanding of maths through stories, songs, games and imaginative play (adding, subtracting)
- become comfortable with numbers and with ideas such as 'heavier than' or 'bigger'.
- use everyday language related to money and time.
- understand concepts such as 'sharing', 'doubling' and 'halving'.
- be aware of shapes and space.



How can you help?

- Talk about the shapes you can see in your environment
- Comparing the sizes and weight of items
- Pointing out numbers all around
- Singing counting songs and rhymes
- Play simple games like board games and number puzzles to build number recognition and problem solving
- Counting, adding and subtracting anything and everything - socks, cars, shopping, cutlery, fingers and toes!

Literacy



The children will be learning to:

- hear and say sounds, and link them to the alphabet
- understand rhyme and alliteration
- become interested in books and handle books correctly
- read and write familiar words
- use a pencil effectively
- answer questions about what has been read to them.
- use new words and phrases that have been introduced to them.
- use the skills taught in phonics- segmenting and blending.
- Write simple sentences and read them back.

How can you help?

- Model writing in lowercase
- Point to different words when you are out and about eg. Road signs, shop names, labels in shops. Can they tell you the initial sound? Can they help you read it?
- Model sounding simple words out when you are writing. Encourage them to help you!
- Reading together regularly and asking questions about the story.

Pencil grip

1



2



3



4



Understanding the World



The children will:

- find out about the world around them, asking questions about it.
- find differences and similarities.
- know about everyday technology and learn what it is used for
- find out about past events in their lives and their families' lives
- find out about different cultures, beliefs and occupations.





How can you help?

- Talk with your child about the places they go and things they see in the world around them
- Explore the natural environment (in your garden or the park will do!)
- Answering and asking questions - what if...? Why do you think...? How did you...?
- Talking about special times and events
- Embrace other cultures and religions and talk about the similarities and differences
- If possible let them have access to technology, CD players, computers etc

Expressive Arts & Design

The children will explore:



- colours and textures
- making and creating things using different media
- imaginative play
- making music, dancing and singing





How can you help?

- Talk with your child about their imaginative play and join in if possible!
- Encourage them to be creative in their thinking and use of materials
- Talk about the texture and colour of things e.g. “How do you make purple?”, “How does this pinecone feel?”
- Make up silly songs and music using different household objects

Creating a learning-focused environment at home

- If possible, have an organised space for play and learning
- Provide a variety of open-ended toys and resources e.g. blocks, art supplies, etc.
- All learning does not need to be structured, sitting at a table, try and balance it with free play

Remember!

Remember, at this age children learn best through play, exploration, and hands-on activities.

General Tips

- **Create a Routine:** Set aside a consistent time for reading, writing, and math practice.
- **Make Learning Playful:** Use games, songs, and hands-on activities to keep learning lighthearted and engaging.
- **Use Technology Wisely:** There are many educational apps and videos that reinforce literacy and math skills. Be mindful to limit screen time and choose age-appropriate content.
- **Praise and Encourage:** Celebrate progress, no matter how small. Positive reinforcement motivates children to keep learning.
- **Connect Learning to Interests:** If your child loves animals, talk about different animals in books or count how many legs they have. If they love cars, work on counting and patterns with toy vehicles.



Thank you for coming

Any questions?